



## MEGA MODZ ZOMBIE/AUTO AIM MOD FOR XBOX SERIES X/ONE

*You're about to read the latest and up to date Xbox One S Modded Controller instructions. If you've purchased your controller before 4/19/2019 then visit the [archived page](#) as you may not happen to have the updated version.*

This article contains the following sections:

- **[At Glance](#)**
- **[Turning the Mod ON & OFF](#)**
- **[Compatible Games](#)**

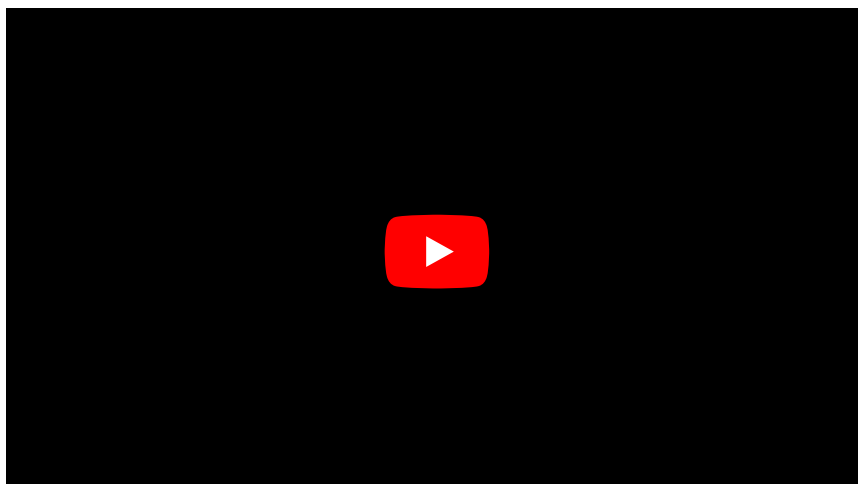
### AT GLANCE

In special Campaign and Zombie modes in COD games, repeatedly pulling the Left Trigger will cause the sights to lock-on to the nearest enemy.

Zombie mod allows the player to auto-aim to the nearest enemy's head or chest when scoping a rifle.

There are a few things to keep in mind:

- **Auto Aim Mod doesn't work in the Multiplayer mode**
- **You will still have to keep your crosshair close to the enemy as the Mod won't lock-on to the enemy across the screen**
- **The modchip presses and releases the Aim Buttons a number of times causing your rifle to shake. You can get a better idea about the Mod mechanics via the video:**

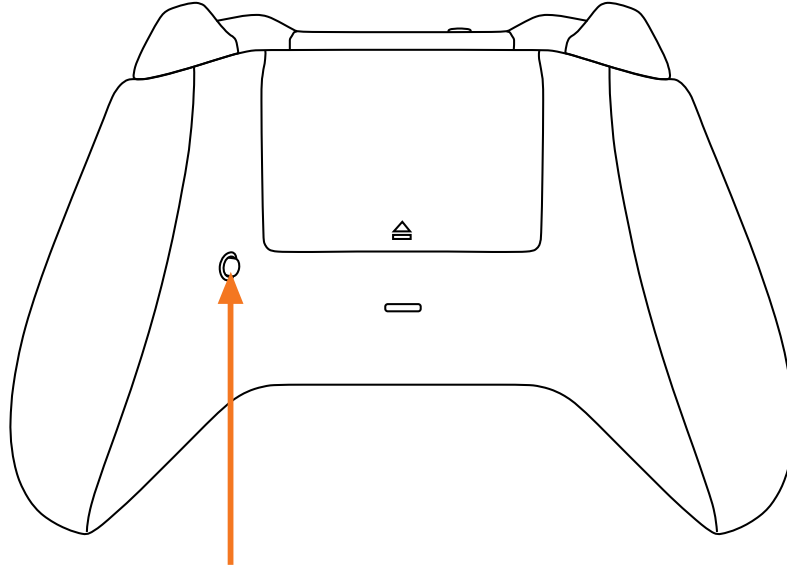


# IN DEPTH

## Turning the Mod ON & OFF

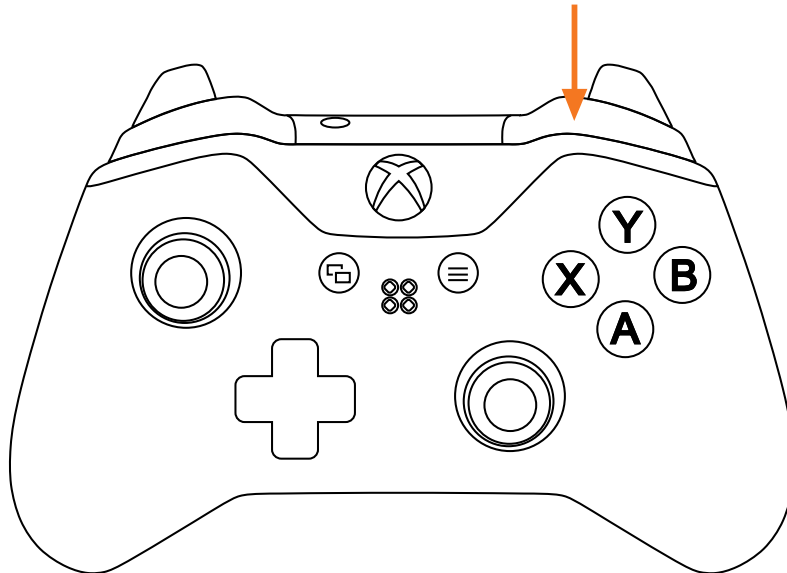
### To turn the Mod ON

- Hold down the mod button on the back of the controller.
- Hold down the Right Bumper and then tap the Left Trigger.



**1 STEP. HOLD DOWN MOD BUTTON**

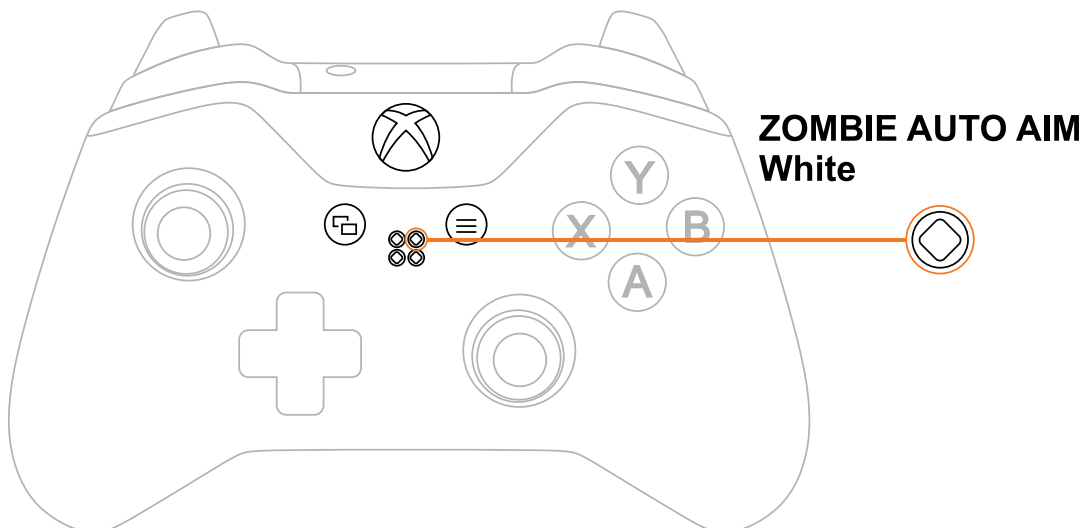
**2 STEP. HOLD DOWN RIGHT BUMPER**



### 3 STEP. TAP LEFT TRIGGER



One of the open LEDs will glow in WHITE indicating that special feature has been activated.



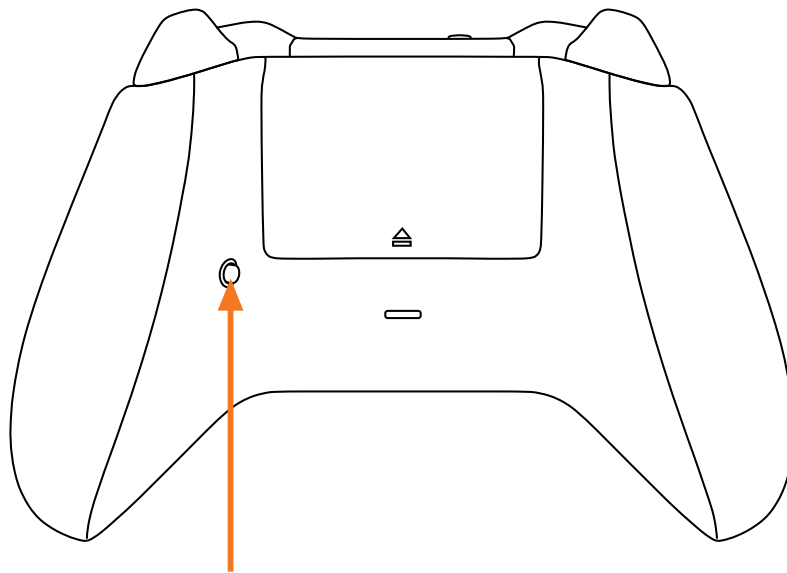
- Pull the Left Trigger like normal to aim and move the target near a zombie, the mod will pulse the scope-weapon button and cause the crosshairs to lock onto the nearest enemy.

Want to learn more how LED MOD Indicator works? [Click here](#)

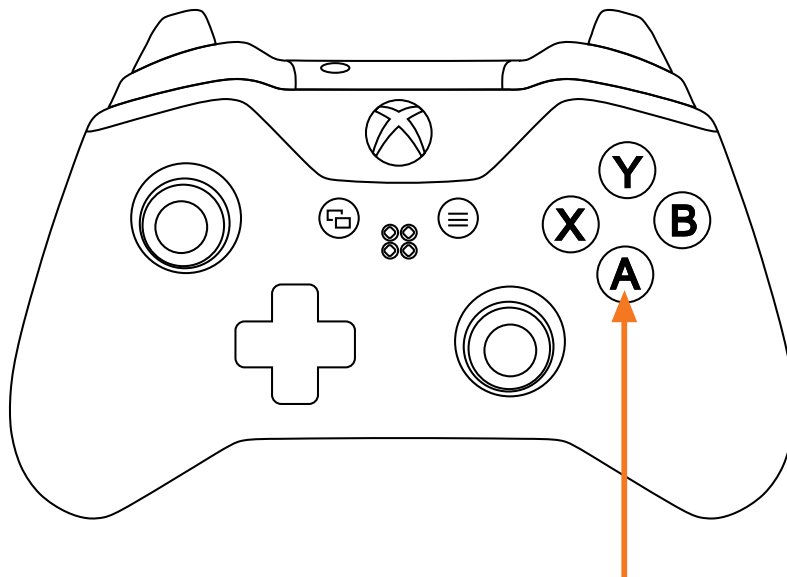
### To turn the Mod OFF

The mod can be turned OFF the same way it has been turned ON (see above).

Modes located on 2 - 4 LED Indicator slots (Including Zombie) can be turned OFF all at once by holding down the mod button on the back and tapping the button A.



**1 STEP. HOLD DOWN MOD BUTTON**



**2 STEP. TAP A BUTTON**

All 2, 3 and 4 LEDs will turn off indicating that all special features have been turned OFF.

## **Compatible Games**

Zombie Mod is compatible with Campaign and Zombie modes in Call of Duty games. The only exception is the AW Zombie.

**Happy shooting!**

**Having issues operating your Zombie Mod? Visit our [Help Desk](#) for troubleshooting.**